



Flexible
Stylish
Cost-Effective



The new Satin Chrome finish adds more style to any installation.

If you have customers who would like a subtler, more sophisticated look for their closets, now's the time to introduce them to our new Satin Chrome finish. Utilizing the same ClosetMaid-quality wire shelving and hardware as our classic White collection, the Satin Chrome finish offers homeowners and interior decorators an attractive alternative while retaining the strength, utility and installation flexibility that's made ClosetMaid the choice for closets throughout the home.



Shelf Stop and Hang Rod Assembly



Corner Rounder and Corner Hook



Rod Joiner and End Bracket



For Every
Room in
the Home
















TotalSlide® Pro is a new, one-piece continuous-slide hang rod hardware system that easily attaches to an existing wire shelf*. It transforms a traditional wire shelf into an area with extra hang space. Maximize unused corner space with the TotalSlide® Pro Corner Rounder and define where hang space starts and ends with the TotalSlide® Pro Hang Stop. This innovative, patent-pending, cost-effective system is easy to cut, install and can reduce waste while achieving a clean aesthetic.

*ClosetMaid All-Purpose (SuperSlide®) or Heavy Duty shelving.

Program Highlights

- Increases available hang space
- Enables new designs, in any room
- Compatible with All-Purpose (SuperSlide®) and Heavy Duty shelving (all depths)
- Works with existing TotalSlide® hardware
- Corner Rounder allows continuous slide from a 16 in. to a 12 in. shelf
- Available in both White and new Satin Chrome finishes
- Reduces waste from just about any installation

TotalSlide® Pro System Components

Product Name		Product Feature	Benefit	Ctn.Qty.	Cube	Lbs/Ctn.
White SKU#	Satin Chrome SKU#					
TotalSlide® Pro Hang Stop 7920-00  77920-00 		Caps the Hang Rod. Secures to front shelf lip.	Designate hang space only where it's needed. Prevents clothing from sliding off of the end of a Hang Rod Assembly.	100	0.1	1.625
TotalSlide® Pro Corner Rounder 7949-00  77949-00 		Durable, epoxy-coated metal tube. Maximizes use of neglected corner spaces.	Creates a continuous slide solution around corners, without the need for a corner shelf.	12	0.1	1.25
12 ft. Hang Rod Assembly 7924-00  77924-00 		Durable, epoxy-coated metal tube. Maximizes use of neglected corner spaces. Features special coating which allows hangers to slide smoothly.	Creates a continuous slide hang rod solution for All-Purpose/ SuperSlide® and Heavy Duty wire shelving.	6	1.9	39
TotalSlide® Pro Rod Joiner 7930-00  77930-00 		Durable, epoxy coated metal tube that adjoins two pieces of TotalSlide® Pro Hang Rods while maintaining the distance between the two hooks.	Join two varying lengths of TotalSlide® Pro Hang Rod and maximize usage of parts that would otherwise be scrapped.	12	.02	1.48
TotalSlide® Pro Corner Hook 7931-00  77931-00 		Single, epoxy coated metal hook with molded rod support.	Use with TotalSlide® Pro rounded bar when a hook is needed for support. Recommend installing within 1 - 3 inches from the corner rounder bar ends.	24	.14	3.35
TotalSlide® Wall Bracket and Hardware in Satin Chrome		Product Feature	Benefit	Ctn.Qty.	Cube	Lbs/Ctn.
TotalSlide® Side Wall Bracket with Anchors 77947-00 		Durable bracket with molded anchors. Comes with or without pre-loaded pins.	Supports front lip of shelving and Hang Rod when installed wall to wall.	200	1.86	14.2
TotalSlide® Pre-Loaded Side Wall Brackets with Pins 77948-00 				200	1.86	16.6
TotalSlide® Shelf Stop 70920-00 		Caps cut and open ends of shelf and Hang Rod Assembly.	Prevents hangers from sliding off the open ends and protects clothing.	100	.23	1.8

