

Laminate and wire storage options for new construction



Why ClosetMaid® is your most profitable storage option:

Your buyers' growing interest in storage and organization in their new homes means you can profit by working with a company that offers the most complete line of wire and laminate storage systems and solutions available.

Close faster, profit sooner.

ClosetMaid® knows that the faster you close on your homes, the sooner you can collect your profits. That's why our wire and laminate storage products are designed to install quickly, either before or after the carpeting goes in. There's no need for painting sub-contractors, and you have more scheduling flexibility. And, because we have the nation's largest installing dealer network, you'll never be waiting for our products or your profits.

Let us create a customized closet upgrade program for you.

Our Custom Closet Design Program gives you a customized presentation binder created specifically for each of your developments, showing homebuyers the standard, basic upgrades and deluxe upgrades you offer. This professional presentation makes it easy to explain and sell profitable upgrades, and it's available at no cost to you.

Helping builders save time and maximize profits is what ClosetMaid has been doing for more than 40 years. We welcome the opportunity to put our experience to work for you.

For more information visit www.closetmaid.com/Builders_Architects



© 2008 ClosetMaid Corporation
650 SW 27th Ave.
Ocala, FL 34471
1-800-221-0641



If a ClosetMaid® product does not give the user complete satisfaction when installed in accordance with the manufacturer's instructions, it will be exchanged free of charge. Please note that only the unsatisfactory part in a multi-piece product will be exchanged.



Storage Systems: Laminate

ClosetMaid® makes laminate systems for the closet, office, kitchen and garage.

And you make more money.

When the presentation is compelling and the price is right, your buyers will be ready to upgrade to a premium storage solution—the kind you can offer with ClosetMaid's MasterSuite®, MultiSuite™ and ExecutiveSuite™ laminate systems. We offer popular finishes, plus a full complement of accessories, adding up to plenty of profit potential. And when you consider that both MasterSuite and MultiSuite can also be combined with our ventilated shelving systems; and is guaranteed for life by our Free Replacement Policy, it looks even better.



ExecutiveSuite™

Five popular finishes to complement any style.

- Cabinet construction, similar to kitchen cabinets.
- Thermal Fused Melamine finish available in 5 different finishes – White, Candlelight, Warm Cognac, Antique, and Chocolate Pear.
- Door and drawers are not drilled for handles allowing multiple options including knobs. Drawers are “pre-marked” inside for knob, 96mm and 128mm handles to make drilling quick and easy.
- Cabinets fasten to walls with cleats.
- Cabinets assembled separately and include 1/8” laminate backing material.
- Chrome safety shelf pins.
- Dowel and cam lock construction. All hardware included.

ExecutiveSuite Laminate specifications:

- Partitions and shelves all ¾” thick.
- Base, tall, and bookcases are supported with heavy-duty plastic 1 ¾” adjustable feet. With ¾” of adjustment. Range: 1 ¾” - 2 ½”. Feet included in hardware pack.
- .5 PVC Edge banding on exposed edges.
- 2.5mm rounded edge banding on all countertop edges.
- Raised panel drawer and door design.

MasterSuite™

Five popular finishes, complementary accessories – plus plenty of profit potential.

- Warm Cognac, Antique White, Chocolate Pear, Candlelight and Clean White finishes
- Raised-panel and flat-front drawer and door options
- Quality European hardware
- Customized jewelry trays, tie racks, shoe storage and more
- Designed for both floor- or wall-mounted installation
- Superb dealer support during the planning stages and after installation
- Towers available in 84” and 96” heights

MasterSuite Laminate specifications:

- Upper storage shelf thickness: 3/4” (19mm)
- Other shelves: 5/8” (15.8mm)
- Edge banding: .039” (1mm) PVC
- Hang Rod: 1” (25mm) diameter by 20 gauge epoxy-coated tubular steel
- For additional information call: 1-800-874-0008

MultiSuite™

Truly customizable and available in three finishes.

- Hammered Grey, White Raised Panel or White Flat Panel
- Hammered Grey & White Raised Panel doors and drawers systems are powder-coated for a stain, scratch and chip resistant finish
- Raised off the floor for easier cleaning
- White or Silver slot walls for convenient hanging systems with adjustable hooks and brackets
- Tall 48” cabinets to store large items
- Drawers operate smoothly on study metal slides
- Adjustable support legs add extra strength

MultiSuite Laminate specifications:

- Countertop thickness: 1” (25.4mm)
- Shelves: ¾” (19mm)
- Edge banding: .039” (1mm) PVC
- For additional information call: 1-800-874-0008

For more information visit www.closetmaid.com/Builders_Architects

Storage Systems: Ventilated Shelving

10 57 00/CLP
BuyLine 5270


The right shelving for every room, every job, and every bottom line.

ClosetMaid offers the broadest range of ventilated wire shelving styles and sizes in the storage business. In addition, all ClosetMaid® products are guaranteed for life by our Free Replacement Policy, and supported by the largest nationwide dealer network in the storage business. In other words, if you're interested in maximizing your storage profits and minimizing your headaches, you couldn't pick a better partner than ClosetMaid.



SuperSlide®

The top-of-the-line, continuous-slide closet solution. Available in 12" and 16" depths.




Close Mesh

Works best with ShelfTrack™ for storing small pantry items. Deck wires are 5/8" on center vs. 1" on center on all other shelving. Available in 6", 9", 12", 16" and 20" depths.



TotalSlide™

Our quickest and easiest to install, one-piece, continuous-slide closet solution. Available in 12" and 16" depths.



Shelf & Rod

The economical closet solution. Available in 10", 12", and 16" depths with your choice of 10" or 12" hang bar location as measured from the back wall.



Linen

The perfect answer to every basic shelving need in every room. Available in depths of 6", 9", 20" and 12" double lip.



Heavy Duty Shelving

Ideal for garage or basement storage. Supports larger loads. Available in 12" and 16" depths.

ShelfTrack™ Mounting Option

The ideal pantry upgrade, ShelfTrack™ is the premium, adjustable, ventilated wire storage system preferred by consumers.

A. Hang Track

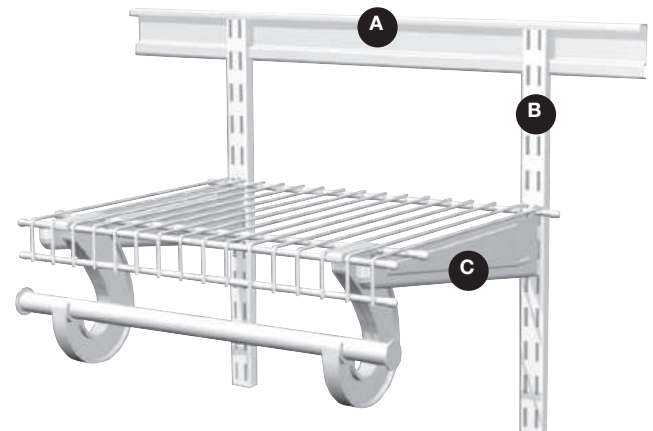
ShelfTrack's exclusive Hang Track is available in 40" or 80" lengths.

B. Standard

Standards come in 5 different lengths: 12", 30", 48", 60" or 84".

C. Bracket

- Brackets for ventilated shelving are available for 12", 16" and 20" widths.
- Laminate or wood shelving brackets are available in six convenient sizes between 7" and 18.5" deep



For more information visit www.closetmaid.com/Builders_Architects

Storage Systems

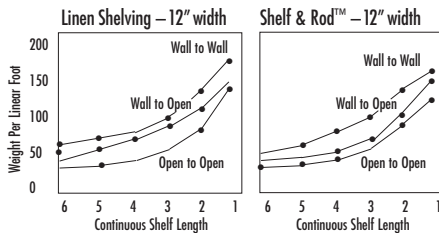
When it comes to storage, it pays to use ClosetMaid®

Faster closings. Attractive upgrades. More profits sooner.

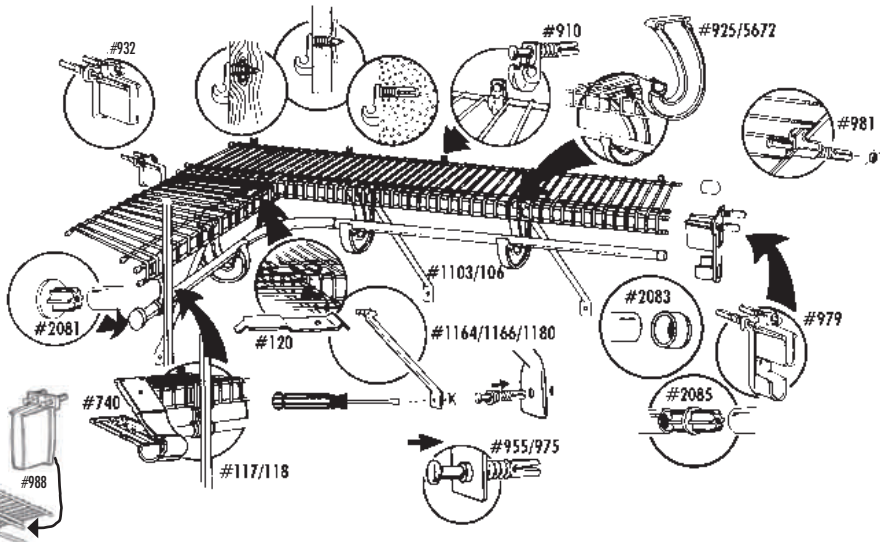
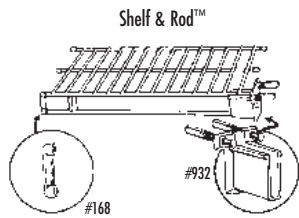
To find your nearest ClosetMaid® Installing Dealer and get answers to any questions you may still have, visit our website: www.closetmaid.com/Builders_Architects

Specifications

Load Capacity Charts



Load capacity and warranty are based on the use of only ClosetMaid products and hardware and following all recommended installation procedures. (Chart wt. per linear ft. x continual shelf length = total wt. supported)



Components provide for ClosetMaid shelving installation to drywall without requiring mounting to wall studs.

Shelves are to be attached to walls with ClosetMaid Wall Clips, End Brackets, Support Brackets and Poles. 1/4" holes are to be drilled with a sharp drill bit for all wall attachment hardware. DO NOT PUNCH.

Wall Clips to hold back of shelf:

Place Wall Clips #910, #911 every 10" to 12" apart on level line or use Templates #99037 and #9038.

End Brackets to support the front of the shelves:

Install on the same level line as the Wall Clips and center on the front rods of the shelves.

All shelves must be front supported a maximum of every 36" with an End Bracket, Support Bracket or Pole. End Brackets #932, #933, #914.

Drywall:

Drill 1/4" hole, insert #910 or #911 Wall Clip. Use #8 pin to expand anchor.

Wood:

Drill 1/4" hole into wood. Secure Wall Clip with #8 1" screw, or secure Pole Clip #978 directly to wood with #8 1 1/4" screw.

Concrete:

Drill 1/4" hole with masonry bit. Insert Wall Clip #910, secure with #8 1" screw.

Standards and Brackets:

Vertical installation of Standards no more than 24" apart on studs. Horizontal Track Mount, level track, secure with screws and/or molles in studs or drywall. Horizontal Track can also be mounted to the Top Wall/Ceiling Plate with #12 x 2" Pan Head Screw #2876. Attach Shelf Brackets which can be used with SuperSlide®, Heavy

Duty, Linen, Shelf & Rod™ and Close Mesh 12", 16", or 20" Decking.

Pole:

Use Pole Clip #978 for Linen Shelving and Clip #977 for Shelf & Rod™ shelving on pole #117 or #118. Pole #118 recommended for SuperSlide® installation.

Shelf Support:

Support Brackets #1164, #1166 or #1180 are to be placed vertically to the shelf and attach with #954 or #955 Wall Anchor. Down Clips #983/#978 or Cable Clip #612 are to be installed with 1/4" anchor on the back rod behind every Support Bracket. For extra capacity the #612 can be attached to vertical studs with the #228 1-1/4" screw. Place every 36" maximum, 24" minimum for heavy loads.

Corner Support Brackets:

Use on all corner "Butt" Joints #120.

Wall to Wall Installation:

Use End Bracket #932, #933, drill 1/4" holes, secure with #8 Pin. Or use #914 and secure with a #250 screw.

Cutting Shelves:

Shelves are to be cut 1/2" to a maximum of 1 3/8" shorter than the actual wall measurements or the desired shelf length.

All exposed cut ends are to be capped with #203 or #204 depending on the shelf.

SuperSlide Component Installation:

Place Hang Bar Supports #925 or #5672 every 24" to 36" (place Support Bracket #1164 adjacent to support) use SuperSlide® End Bracket #979 or #980 at side wall where pole is used. Use 12" Support Brackets for 12" or 16" depth shelves. Place Pole Caps #2083 or #2081 on cut end of pole. Use Pole Connector #2085 to connect 2 pieces of 3/4" Hang Bar #2012 (white) or #2071 (chrome).

When using Pole Connector, joint must rest in #925 or #5672 bracket. For wall

installation, use End Bracket #979 or #980. Down Clips #978, #983 or #612 must be used on all open end installations.

General Specifications:

Furnish and install ClosetMaid Vinyl-Coated, Steel-Rod, Ventilated Shelving and Storage Systems manufactured by ClosetMaid Corp., Ocala, Florida, in all closets.

Wire Shelving Physical Properties:

Materials	Grade c-1006 basic cold drawn steel wire
Tensile strength	Over 100,000 PSI (average)
Cross deck spacing	5/8" to 1" increments
Coating	Proprietary polyvinyl chloride formula resin (pvc)
Vinyl thickness	9-11 mills (fluidized bed process)
Mounting hardware	Components shall provide for shelving installation to drywall without requiring mounting to concealed wall structural members. Support brackets shall be required for 36" span. (24" recommended for areas designed for heavy use.)

Coating Specifications

ClosetMaid heavy duty vinyl coating won't chip or split. It is a propriety Polyvinyl Chloride Resin (PVC) with an exclusive mixture of ingredients including plasticizers, stabilizers, pigments and other additives—none of which are listed as hazardous materials on OSHA 29CFR1910.1017.

ClosetMaid's patented plastic components are manufactured to get high performance standards and meet rigid material requirements. Nylon is specified for toughness. Hi-impact styrene is specified for rigid strength. Polypropylene is specified for consistent performance.



© 2008 ClosetMaid Corporation
1-800-221-0641



If a ClosetMaid® product does not give the user complete satisfaction when installed in accordance with the manufacturer's instructions, it will be exchanged free of charge. Please note that only the unsatisfactory part in a multi-piece product will be exchanged.

